

VELO DE VILLE
FOLDY
QUICK START GUIDE



QUICK START GUIDE

CONTENT

VELO DE VILLE FOLDY	2
MAHLE e185 battery operation	4
Folding the VELO DE VILLE FOLDY	6
Before you start	7
MAHLE My SmartBike App	8
VELOMATE	9

VELO DE VILLE FOLDY

Your life is flexible. So is your bike.

You're always on the go. You take the train, work flexibly, and don't want to compromise between freedom, the environment, and comfort. The eFOLDY is made for you: foldable, compact, powerful. And at the same time stylish, quiet, and suitable for everyday use.

Whether you're heading to the office, the market or your friend's place – it folds up in seconds and is ready to go again just as quickly.

A real game changer for your everyday life.



MAHLE X30 SYSTEM

MAHLE X30 hub motor

45 NM
max. Speed 25 KM/H

MAHLE e185 Range Extender

171 WH capacity
60 KM reach

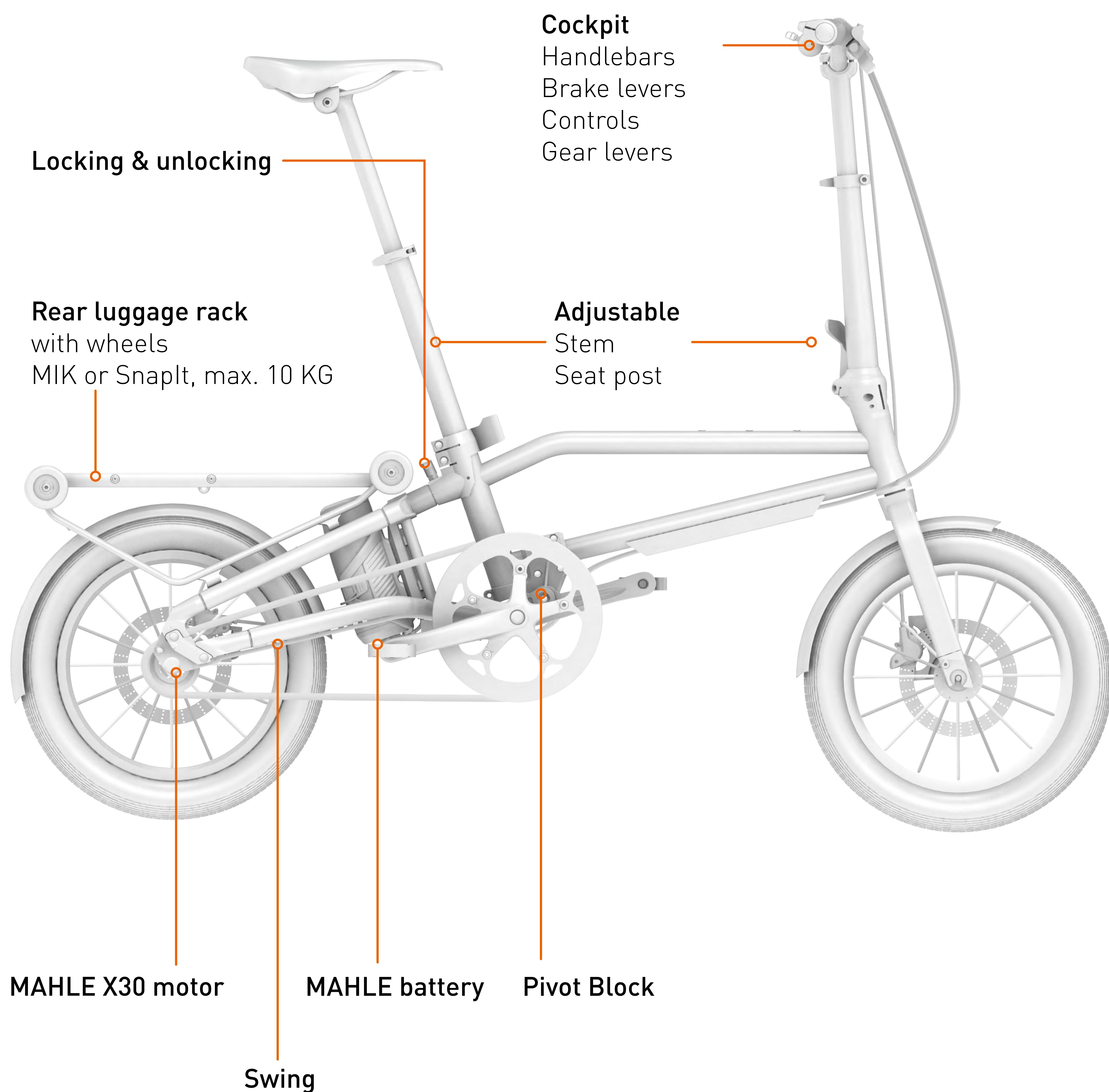
Press the control panel on the battery
to switch it on or off!



[More information about the
MAHLE X30 system](#)



VELO DE VILLE FOLDY



MAHLE e185 battery operation



1. Press once to switch on
2. Press to switch between assistance levels
3. Press and hold to switch off
4. Automatic switch-off after prolonged inactivity



Switched on
No support



Light support



Medium support





Strong support

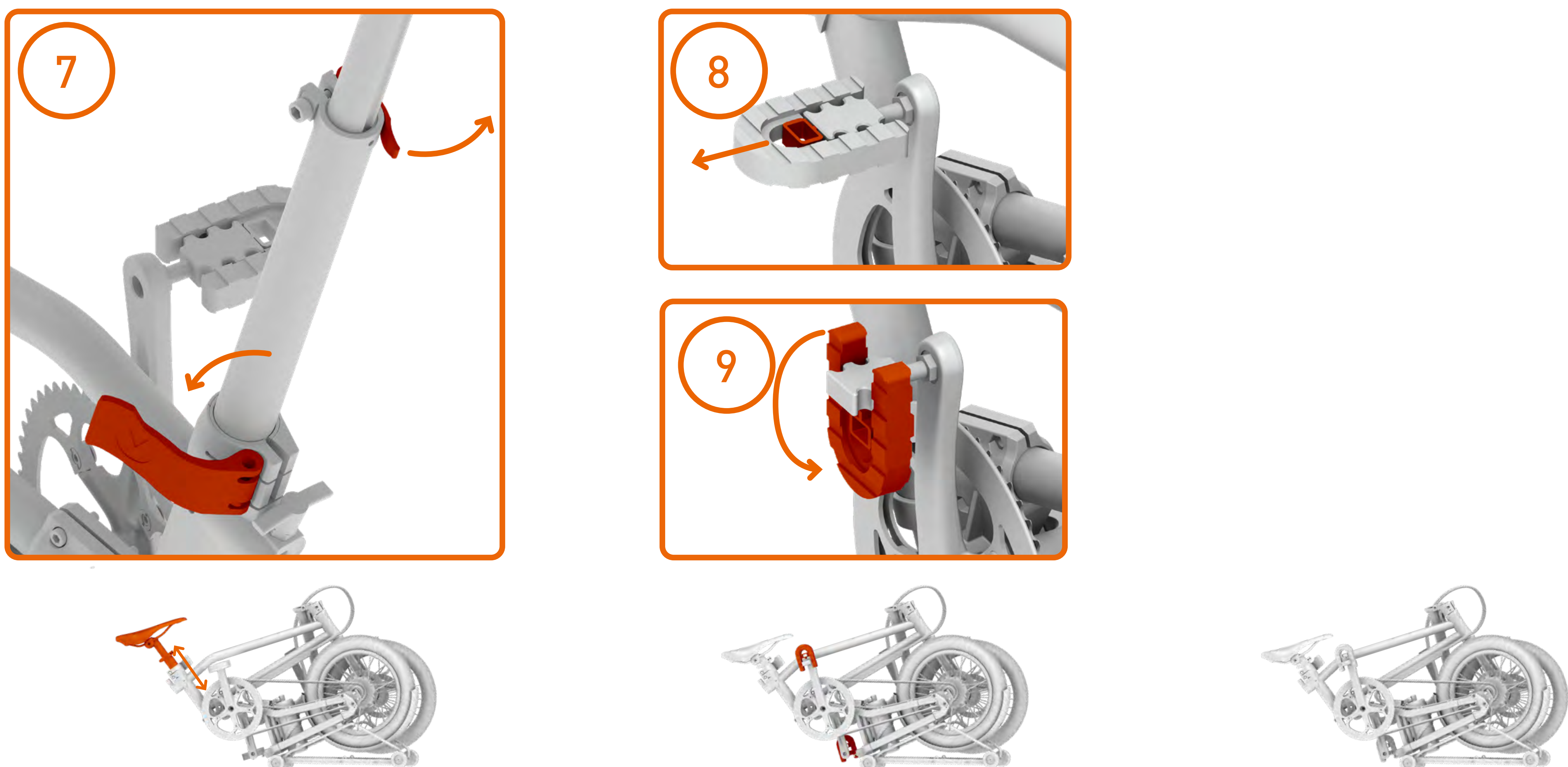
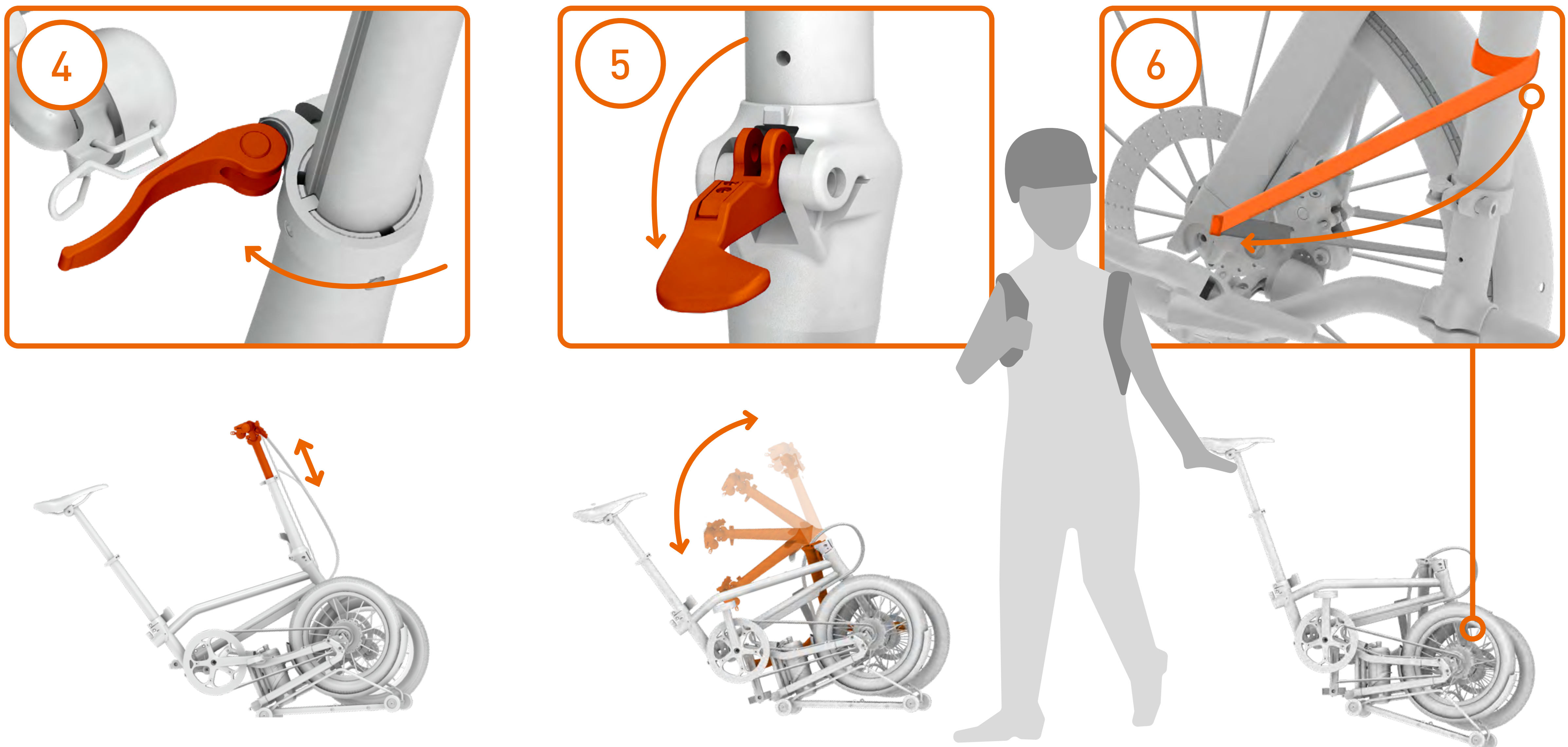
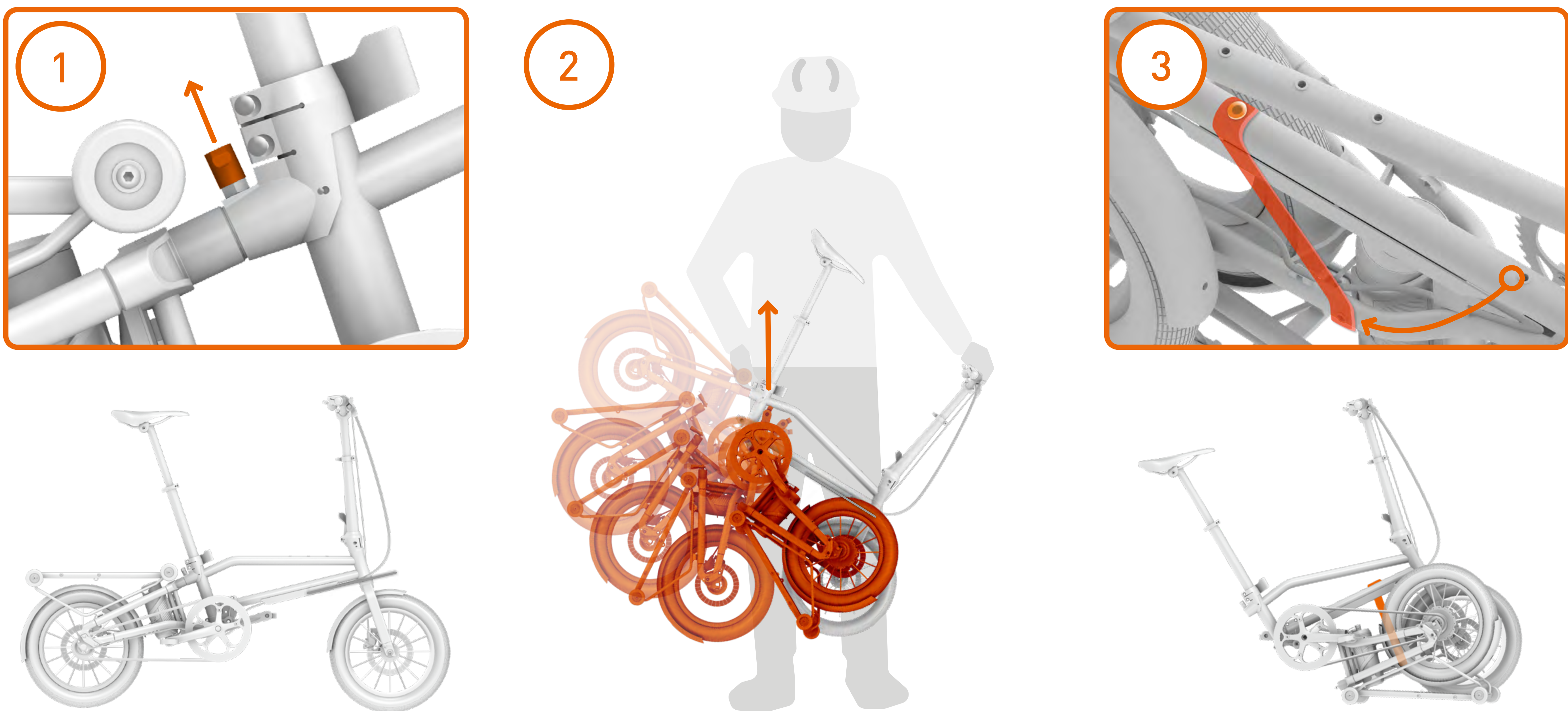


Detailed information about
the MAHLE X30 system in
the official Quick Guide

MAHLE e185 battery operation



Folding the VELO DE VILLE FOLDY





Before you start

Check tyre pressure

Check the tyre pressure regularly, ideally once a week. The air pressure should be within the range specified by the tyre manufacturer. Low air pressure increases driving comfort through better cushioning, while higher air pressure reduces rolling resistance and improves range.

Functional check of the brake system

Check that the brakes are working properly before each ride. Apply the brake levers and check that the vehicle (FOLDY) can no longer be pushed. If the vehicle can still be moved despite the brakes being applied, the brake system must be professionally adjusted at a qualified workshop.

Battery charge level and range

Ensure that the battery is sufficiently charged to cover the desired distance with electric assistance from the MAHLE X30 motor. Regularly checking the charge level ensures a trouble-free riding experience.

Check lighting equipment (Commuter or Light Package)

Before setting off, check that all mandatory lighting equipment (front head-lights, rear lights, reflectors) is in working order and correctly fitted. If the lighting is defective, the vehicle may only be used in daylight and in good visibility conditions. Repairs should be carried out immediately.

Wearing a bicycle helmet

For your own safety, wearing a roadworthy and undamaged bicycle helmet is strongly recommended on every ride. The helmet should fit correctly, not slip and be replaced in the event of a fall, even if there is no visible damage.

For further and detailed instructions and information, please read the **VELO DE VILLE original operating instructions for the VELO DE VILLE FOLDY.**

My SmartBike App

The My SmartBike app from MAHLE supports you in using the FOLDY with helpful functions such as:

Information about the journey
Statistics
Fitness tracking
Engine behaviour

You can install the My SmartBike app on your smartphone via the [App Store](#) and [Google Play](#):




My SmartBIKE APP
in the APP Store



My SmartBIKE APP
on Google Play

For further and detailed information, please visit the official website of the X30 SYSTEM manufacturer:

www.mahle-smartbike.com/x30



MAHLE X30
System

VELOMATE



Take advantage of the full range of services offered by your VELO DE VILLE FOLDY with the VELOMATE APP:

- Accident safety & detection
- Driving statistics
- Theft protection
- Discounted insurance
- Dealer search & service

You can install the VELOMATE app on your smartphone via the [App Store](#) and [Google Play](#):



VELOMATE
in the APP Store



VELOMATE
on Google Play

For further and detailed information, please visit our official website:

www.velo-de-ville.com/en/Service/Digital-Services/



VELOMATE
INFO

VELO DE VILLE

FOLDY

QUICK START GUIDE



VELO DE VILLE
WEBSITE



VELO DE VILLE
IMAGEFILM



VELO DE VILLE
VALUES



VELO DE VILLE
AT Zweirad GmbH
Zur Steinkuhle 2
48341 Altenberge

Managing Director:
Volker Thiemann
Alain Thiemann
Moritz Thiemann

Phone: +49 (0) 2505 93 05 0
Fax: +49 (0) 2505 93 05 900
E-Mail: info@velo-de-ville.com
www.velo-de-ville.com