



SPACE BAR


Assembly instructions & notes



Auflage 28.05.2025
VELO DE VILLE
AT-Zweirad GmbH
Zur Steinkuhle 2
48341 Altenberge


These instructions show how to install and use the **Space Bar on the VELO DE VILLE LOADY**

The **Space Bar** can only be used in combination with the **Ride Bar**!

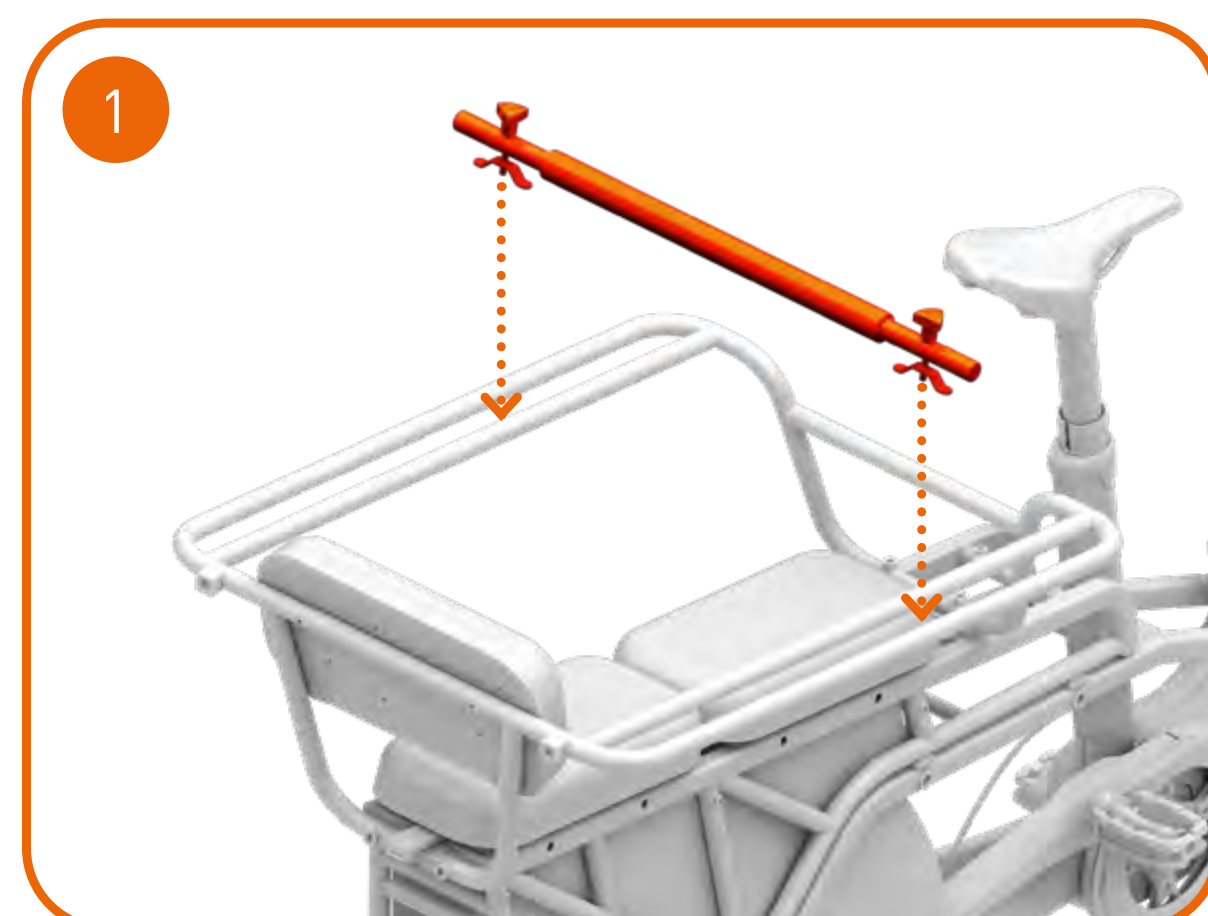


1x Space Bar
Art. Nr.: 179-50-00020

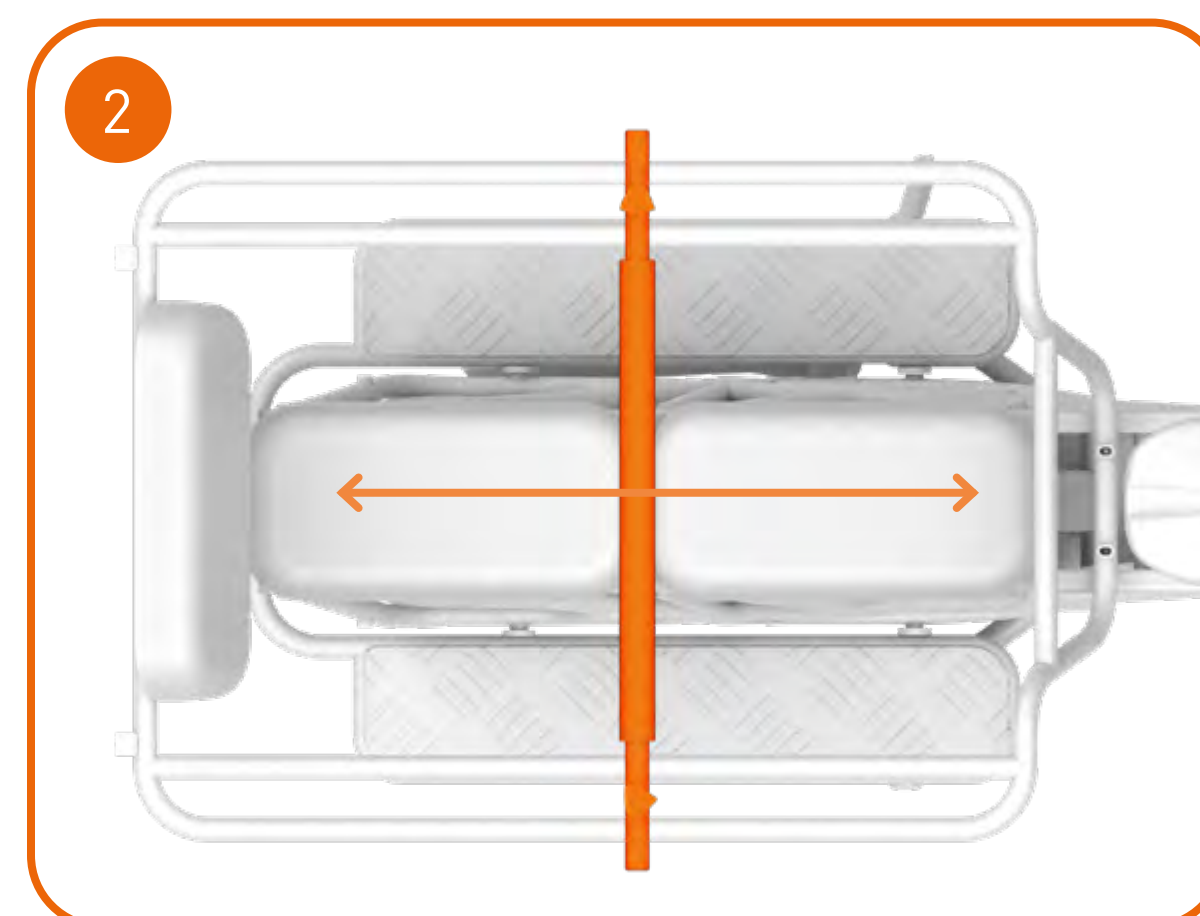
NOTES ON WEIGHT DISTRIBUTION




| | |
|--|-------------|
| Weight VELO DE VILLE LOADY | 32 KG |
| + Weight driver | max. 110 KG |
| + Cargo / passengers incl. accessories on rear luggage rack | max. 75 KG |
| + Load incl. accessories on front basket / front luggage rack | max. 10 KG |
| + Total weight of trailer incl. load / passengers ¹ | max. 45 KG |
| <hr/> | |
| max. permissible total weight WITHOUT Enviolo HD | 180 KG |
| max. permissible total weight WITH Enviolo HD | 200 KG |



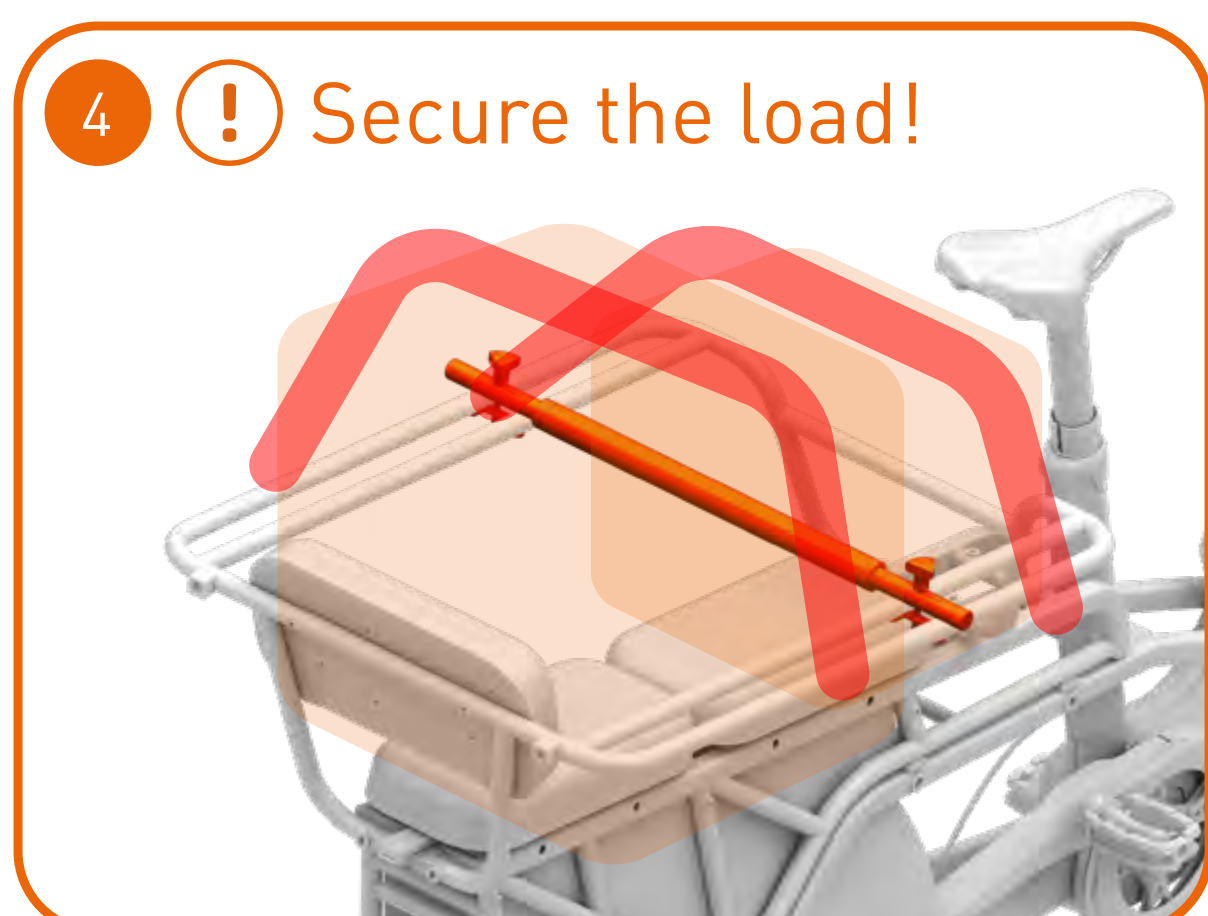
Position the pre-assembled space bar on the ride bar. Make sure that the clamps are positioned between the outer and inner struts.



Now divide the loading area according to your needs.



Secure the space bar by turning the two knobs clockwise. Make sure that the clamps press down evenly.



Shake the space bar to check whether it is firmly fixed. If not, tighten the knobs as described in step 3!

Now you can position your freight and secure it to the tubes of the Ride Bar and Space Bar using additional fastening equipment such as tensioning straps and lashing straps.

! Safety & security Requirements

Please observe the safety instructions and requirements for transporting people and loads on the VELO DE VILLE LOADY. These can be found in the **Original operating instructions part 1!**

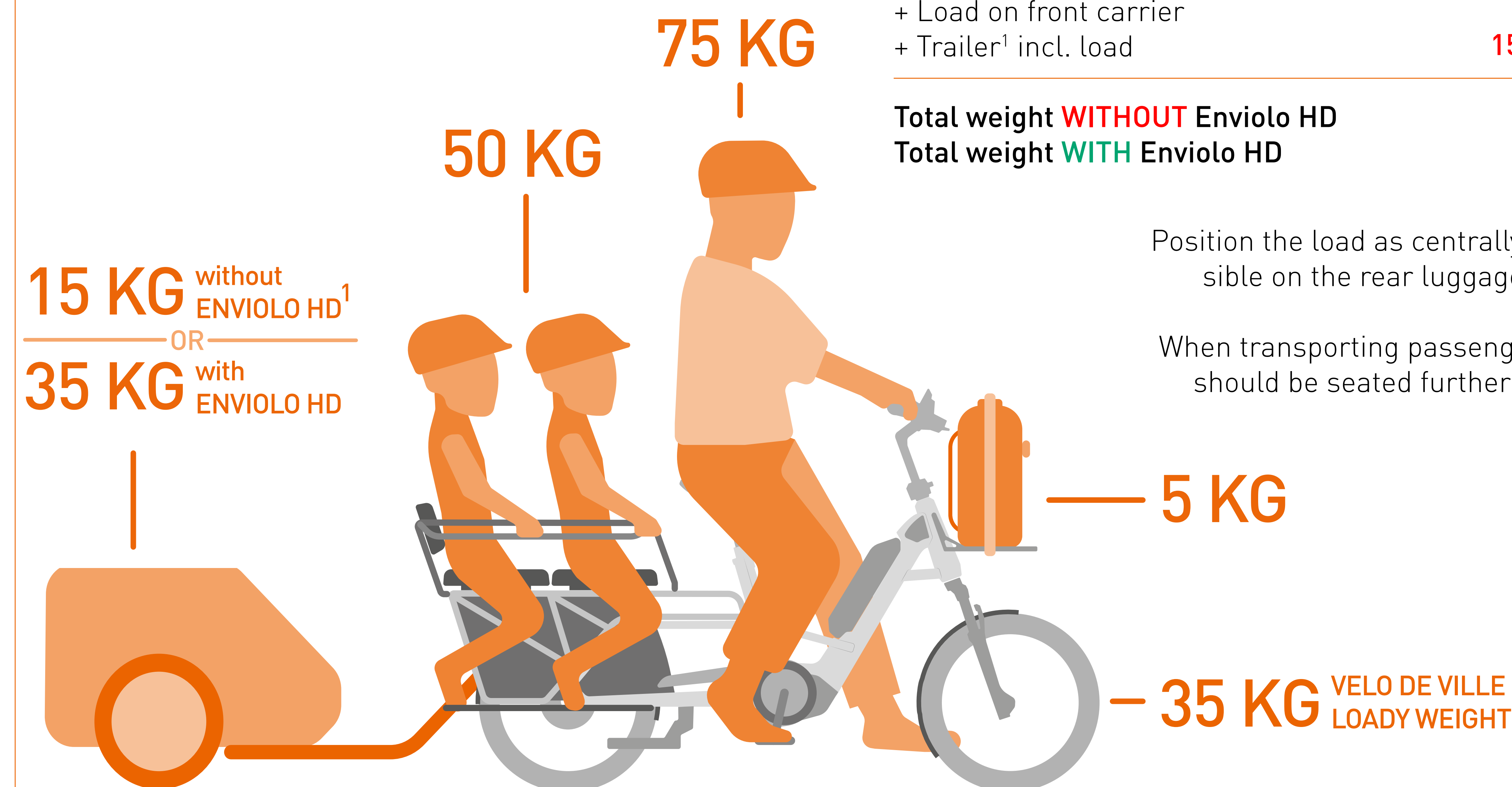
Bespielberechnung der Gewichte

| | |
|--|------------|
| VELO DE VILLE LOADY with Cargo Kit Pro | 35 KG |
| + Weight driver | 75 KG |
| + Two children á 25 KG / approx. 8 years | 50 KG |
| + Load on front carrier | 5 KG |
| + Trailer ¹ incl. load | 15 / 35 KG |

| | |
|--|--------|
| Total weight WITHOUT Enviolo HD | 180 KG |
| Total weight WITH Enviolo HD | 200 KG |

Position the load as centrally as possible on the rear luggage carrier.

When transporting passengers, they should be seated further forward.



¹Please refer to the operating instructions for your trailer for information on the maximum permissible total weight of the trailer specified by the manufacturer!